

 **FPT**

 **POWER**



MODEL
RKULSTD 60FPT

Standby
60 kW

60 Hz

1800 RPM

EPA Tier3

Soundproof Generator



Referential Image

RATINGS

Voltage (Ph-Ph/Ph-L)		240/120V	208/120V	240/120V	480/277V
Phase		1PH	3PH	3PH	3PH
Power factor	Cos Phi	0.8	0.8	0.8	0.8
Frequency	Hz	60	60	60	60
Controlator	Deep Sea	6320 MKII	6320 MKII	6320 MKII	6320 MKII
Engine	FPT-IVECO	NEF45SM2X.A008	NEF45SM2X.A008	NEF45SM2X.A008	NEF45SM2X.A008
Alternator	Stamford	UCI224-F	UCI224-F	UCI224-F	UCI224-F
Leads Connection		12 Lead Double Delta	12 Lead Parallel Wye	12 Lead Series Delta	12 Lead Series Wye

STANDBY

Power	kW	56	56	56	56
Power	kVA	56	70	70	70
Amperage	A	235	195	170	85

PRIME

Power	kW	50	50	50	50
Power	kVA	50	62.5	62.5	62.5
Amperage	A	225	173	150	75

Certifications and Standards

- EPA Tier 3 (Refers to engine emissions control)
- IBC 2021 / ASCE/SEI 7-16 - optional (Refers to seismic and wind safety of generator)
- UL 2200 - optional (Refers to the generator assembly)
- UL 142 - optional (Refers to the design, construction, and testing of the tank)
- ISO 8528-5 - optional (Refers to testing for transient response)
- Verified product design, quality, and performance integrity
- All generator systems are prototype and factory tested

Warranty

- 2 years or 2000 hours operational warranty

Prime Power (PRP): According to ISO 8528-1:2018, PRP is the maximum power available for use under variable loads for an unlimited number of hours per year within the manufacturer's prescribed maintenance intervals and under the environmental conditions specified by the manufacturer. The average power consumed over a 24-hour period must not exceed 70% of the PRP.

Emergency Standby Power (ESP): According to ISO 8528-1:2018, ESP is the maximum power available for use under variable loads in the event of a grid power outage or during testing conditions for a limited number of hours per year, specifically 200 hours, within the manufacturer's prescribed maintenance intervals and under the environmental conditions specified by the manufacturer. The average power consumed over a 24-hour period must not exceed 70% of the ESP.

Continuous Power (COP): According to Standard ISO 8528-1:2018, this is the maximum power available for continuous loads for unlimited running hours a year between the maintenance times recommended by the manufacturer under the environmental conditions established by the same.

Application Data

ENGINE

Manufacturer	FPT-IVECO	Displacement	L(in3)	4.5(274.6)
Model	NEF45SM2X.A008	Bore x stroke	mm(in)	104x132(4.10x5.19)
Configuration	4 cylinders in line	Frequency	Hz	60
Governor isochronous	mechanical	Speed	RPM	1800
Certification EPA	Tier 3	Compression ratio		17.5:1

FUEL SYSTEM

Fuel suction fitting	5/16" NPT Female
Fuel return fitting	3/16" NPT Female
Injection type	Indirect
Recommended fuel	Diesel # 2 - ULSD

AIR REQUIREMENTS

Intake airflow	m3/min(CFM)	6.17(218)
Airflow for radiator	m3/min(CFM)	120(4240)
Type aspiration		Turbocharged

LUBRICATION SYSTEM

Total oil capacity	L (gal)	12.8(3.4)
Recommended oil		SAE 15W-40

EXHAUST SYSTEM

Back pressure	kPa (in. H2 O)	15(60)
Exhaust Gas Flow	m3/min (CFM)	14.5(512)
Gas temp. (stack)	°C (°F)	644(1191)

COOLING SYSTEM

Coolant capacity	L (gal)	18.5(4.89)
Ambient Temp. Rad.	°C (°F)	50(122)
Recommended coolant		50/50

ELECTRIC SYSTEM

Starting system	Volt	12
------------------------	------	----

FUEL CONSUMPTION

		STANDBY
At 100% load	L/hr (gal/hr)	18.9(4.98)
At 75% load	L/hr (gal/hr)	14.4(3.86)
At 50% load	L/hr (gal/hr)	10.3(2.72)



Alternator Specifications

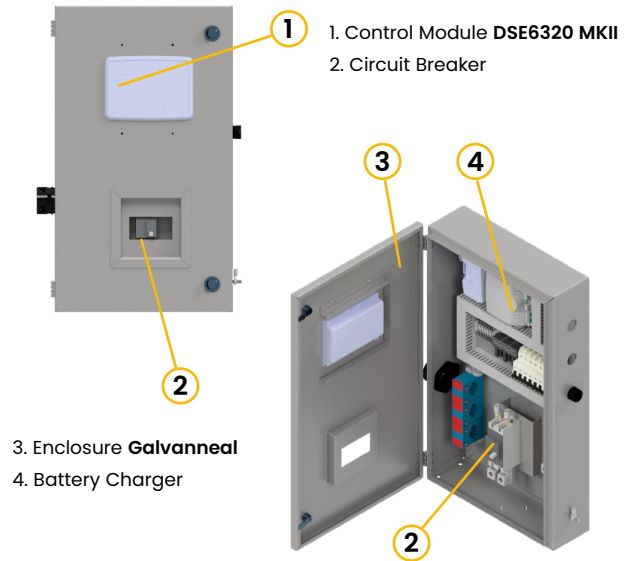
GENERAL INFORMATION

Manufacturer	Stamford
Models	UCI224-F
Design	4 Poles IP23
Temp. Rise Insulation Type	Standby 150/40°C Class H
Exciter system AVR	Self Excited AS440 (+/-1%)



Control Panel Specifications

DSE6320 MKII is an Auto Start Control Module and is an Auto Mains (Utility) Failure Control Module suitable for a wide variety of single, diesel or gas, gen-set applications. Featuring a new Dual Core main processor and extended memory, the module provides faster and more powerful processing power, returning faster operational responses on intensive applications and increased functionality, with data logging facility. Monitoring an extensive number of engine parameters, the module will display warnings, shutdown and engine, alternator status information on the back-lit LCD screen, illuminated LED's, remote PC's and via SMS text alerts (with external communication device).



COMPARISOR DSE4520 MKII DSE6320 MKII DSE7320 MKII DSE8620 MKII

GENSET AND MAIN READING

Voltage between PH-PH / N-PH	Yes	Yes	Yes	Yes
PF, Hz, kVA, kW, kVAR, A	Yes	Yes	Yes	Yes

ENGINE READING AND ALARM

High coolant temperature	Yes	Yes	Yes	Yes
Low oil pressure, coolant level, fuel level	Yes	Yes	Yes	Yes
Unexpected shutdown and Stop failure	Yes	Yes	Yes	Yes
Low battery Voltage	Yes	Yes	Yes	Yes
Battery charging alternator failure	Yes	Yes	Yes	Yes
Over and under speed	Yes	Yes	Yes	Yes
Start failure and emergency stop	Yes	Yes	Yes	Yes

ALTERNATOR READING AND ALARM

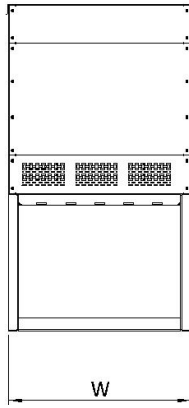
Overload, Over and Under Frequency	Yes	Yes	Yes	Yes
Over, Under and Unbalanced voltage	Yes	Yes	Yes	Yes
Short circuit and reverse power	Yes	Yes	Yes	Yes

CONNECTIVITY AND PARALLEL

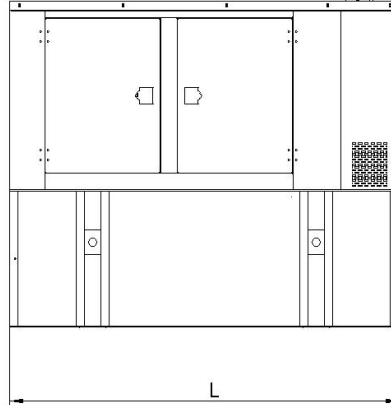
USB, ECU	Yes	Yes	Yes	Yes
RS232	No	No	Yes	Yes
RS485, DSENET	No	Yes	Yes	Yes
USB HOST, Ethernet RJ45	No	No	No	Yes
Parallel function	No	No	No	Yes

Dimensions, Weight and Sound Level

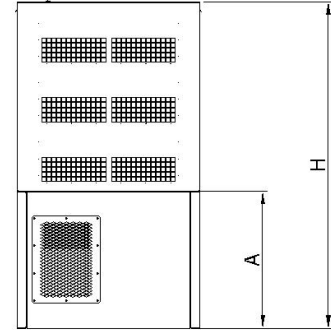
Level 2 | Exhaust View



Level 2 | Lateral View



Level 2 | Intake Air View



- Level 2 enclosures include sound attenuation foam (one layer).
- Enclosure manufactured in **Aluminum** with a wind rating of **170 MPH**, according to **IBC 2018** and **ASCE/SEI7-16** standards.
- Generator assembly in accordance with **UL2200 listed**.

Enclosure	Fuel Tank	Autonomy (hr)	Dimensions, in					Tank (A)	Exhaust (Ø)	Weight lb	Sound Level dB(A)@7m
			Length (L)	Width (W)	Height (H)						
Level 2	300USG	60	93	43	78	33	3	3550	67		

- All measurements are approximate and are provided for estimation purposes only. Weights do not include fuel weight.
- Sound levels are measured at **23 feet (7 meters)** in accordance with **ISO 8528-10**.
- **Double Wall** Fuel Tank manufactured in Steel according to **UL142 Listed**.

Wire Connections

Voltage (Vac)	Phase	Terminal	Lug Qty per Terminal	Qty Wire x Max. Wire Size
120/240	1P	R-S-T	1	1x300KCMIL
120/240	1P	Neutral	1	1x250KCMIL
120/240	1P	Ground	1	1x2AWG
120/208	3P	R-S-T	2	1x300KCMIL
120/208	3P	Neutral	1	1x250KCMIL
120/240	3P	Ground	1	1x2AWG
277/480	3P	R-S-T	2	1x1/0AWG
277/480	3P	Neutral	1	1x250KCMIL
277/480	3P	Ground	1	1x2AWG

- Do not exceed this value - may cause damage to the equipment, voiding warranty.

Standard Features

ENCLOSURE

- Aluminium Material
- Stainless steel door hinges
- Stainless steel lockable handles
- Polyurethane sound-attenuating foam
- Gasketed doors
- Rain protection visor

EXHAUST SYSTEM

- Galvanneal Material
- Rain Cap (Exhaust outlet)
- Critical Grade Muffler (enclosed only)
- Stainless Steel flexible exhaust connection

FUEL TANK

- Mild Steel Material
- Mechanical Fuel Gauge
- Internal wall drainage fitting
- External wall drainage fitting
- Spare: 2" NPT male nipple
- Spare: 2" NPT Female Coupling

ALTERNATOR

- Class H insulation material
- Brushless Excitation

GENERATOR SET

- Internal Genset Vibration Isolation
- Emergency Stop Button
- Heavy Duty Battery
- Standard Factory Test
- 2 years/2000 hours operational warranty

ENGINE

- Oil Drain Valve
- Coolant Drain Valve
- Flexible Fuel Line - NPT Connection
- Air cleaner
- SAE 3-11 1/2

Configurable Options

GENERATOR SET

- Open Type
- Mobile Type
- Antiseismic Isolators

ENCLOSURE

- Stainless Steel Material
- Level 3 Sound Attenuation
- Removable Doors

FUEL TANK

- Stainless Steel Material
- Digital Fuel Gauge
- Low / High Fuel Alarms
- Rupture Switch
- External Main Fuel Tank
- External Daytank

EXHAUST SYSTEM

- Stainless Steel Material Muffler
- Critical Exhaust Muffler (Open Set Only)

ELECTRICAL SYSTEM

- Battery Charger 2 units parallel for 10A

ENGINE

- Kit Spare Parts
- Fluid Containment Pan

ALTERNATOR

- Upsize Alternator
- AVR PMG
- Heater anticondensation 120V
- AVR Digital
- Droop CT for Parallelism

CIRCUIT BREAKER

- Thermal-Magnetic: trip unit 70-100% rated
- Electronic: trip unit 40-100% rated
- Motorized Circuit Breaker for Parallelism

CONTROL SYSTEM

- DSE8620 - Parallel controller
- DSE890 - Remote Communication
- Remote Annunciator

AUTOMATIC TRANSFER SWITCH (ATS)

- Switch 100-3000A
- Enclosure NEMA 3R / Galvanneal Material
- Enclosure NEMA 4X / Stainless Steel
- Enclosure NEMA 1